

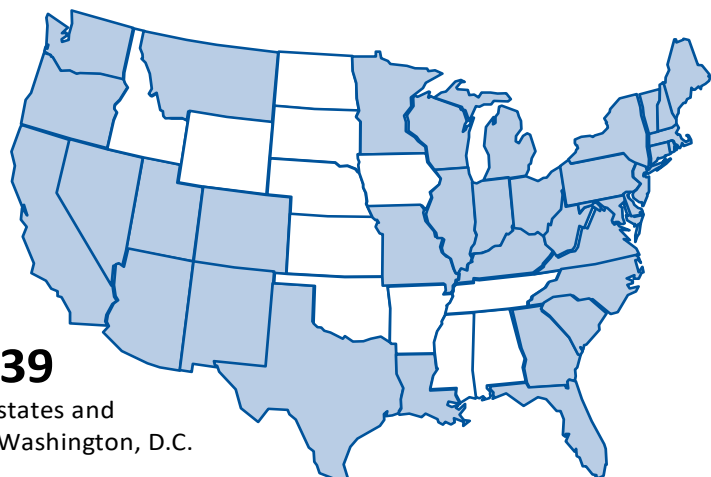
Fall 2018 Institutional Profile

Enrollment by Type and Status

	On-Campus	Study Away	Total
New Degree-Seeking	509	0	509
Continuing Degree-Seeking	1,158	83	1,241
Non-Degree	10	0	10
Total Enrollment	1,677	83	1,760
Budget Enrollment*	1,668	76	1,744

*Counts full-time on-campus and Wheaton Year Away programs

Geography

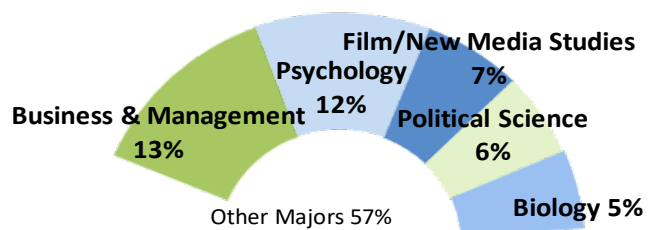


39
states and
Washington, D.C.

67
foreign countries
10% international

34% from Massachusetts
34% from New England (excludes MA)
19% from other U.S.

Degrees Awarded by Top Majors, 2017-2018



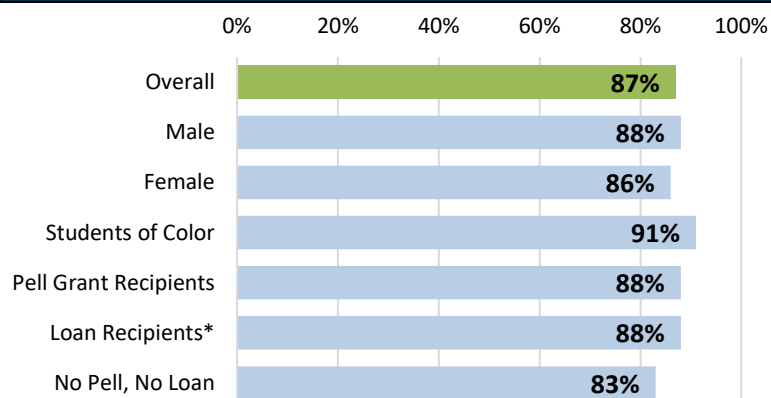
352

graduates between July 1,
2017 and June 30, 2018

25%

of graduates with
double majors

Retention to Second Year, Fall 2017 First Year Students



*Recipients of a subsidized Stafford Loan who did not receive a Pell Grant

Undergraduate Admission

	Applications	Accepted	Enrolled	% Accepted	% Yield
First-Time First-Year	3,674	2,566	496	70	19
Transfer	100	46	13	46	28
Total	3,774	2,612	509	69	19

First Generation

24%

First generation in
family to go to
college.

68% reporting parental education

Gender^

Female Male

60.9% **39.1%**

Fall Headcount

Full-Time	1751
Part-Time	9
Total Headcount	1760
FTE	1754.0

Class Size

19
Average
Class Size

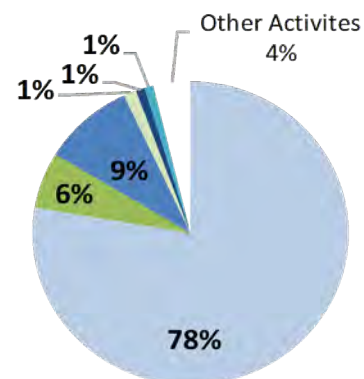
11:1
Student-Faculty
Ratio

Race/Ethnicity by Gender^

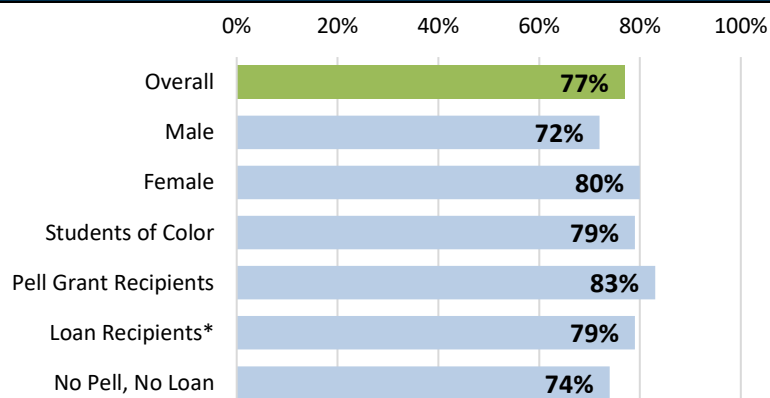
	Female		Male	
	#	%	#	%
Asian	55	3%	29	2%
Black	55	3%	40	2%
Hawaiian/ Pacific Island	0	0%	0	0%
Hispanic	85	5%	59	3%
Indian/AK Native	3	0%	0	0%
Multiracial	47	3%	29	2%
International	96	5%	77	4%
Unknown	27	2%	12	1%
White	703	40%	443	25%
TOTAL	1,071		689	

First Destination Six Months Post Graduation, Class of 2017

- Employed Full-time
- Employed Part-time
- Graduate or professional school
- Volunteer or national service
- Fellowships
- Internships



Six-Year Graduation Rate, Fall 2012 First Year Students



Office of Institutional Research & Assessment | ir@wheatoncollege.edu

Kim Puhala, Ph.D.
Director
Institutional Research & Assessment
Park Hall 200 | 508.286.3621

Institutional Profile is a summary publication.
More extensive information is available from
Institutional Research.

Allison McMaster '10
Assistant Director
Analysis & Reporting
Park Hall 201 | 508.286.5839