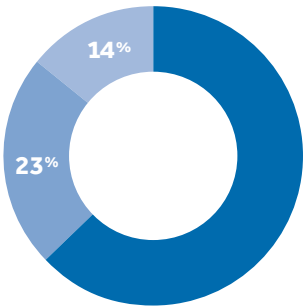


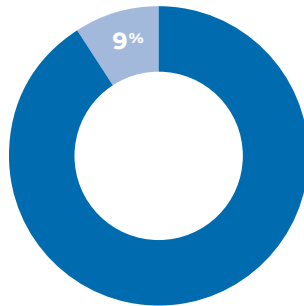


**2021**



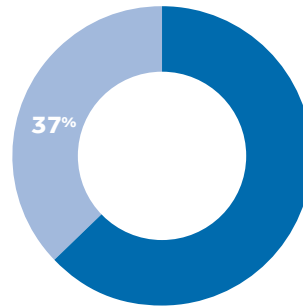
**DIVERSITY**

23% domestic students who are self-declared students of color  
14% international students



**FAMILY TIES**

9% have relatives who graduated from Wheaton



**MERIT SCHOLARSHIPS**

awarded to 37% of incoming class

**MOST POPULAR MAJORS**

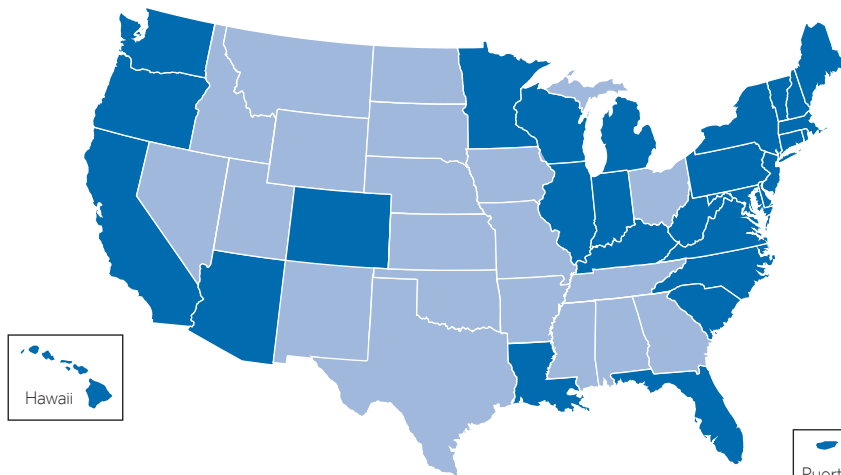
- Biology
- Business and Management
- Computer Science
- Education
- English
- Environmental Science
- Film and New Media Studies
- Neuroscience
- Psychology

**3.44**  
**AVERAGE GRADE POINT AVERAGE**

on a 4.0 scale

**35**  
**COUNTRIES**

- Including*  
Colombia  
France  
Ghana  
India  
Japan  
Jordan  
Singapore  
Switzerland  
United Arab Emirates



■ Class of 2021 U.S. states and territories

**30**  
**STATES AND U.S. TERRITORIES**

- Including*  
Arizona  
California  
Hawaii  
Minnesota  
North Carolina  
Oregon  
Puerto Rico  
Virginia  
Washington

# Outcomes

## World-class scholars

Wheaton students have won more than 215 academic scholarships since 2000. That includes three Rhodes Scholarships, 17 Watson Fellows and 95 Fulbright Scholarships.

## Jobs and internships

### Wheaton students and graduates

Africare  
American Airlines  
Brown Brothers Harriman  
Child Family Health International  
Dana-Farber Cancer Institute  
Fidelity Investments  
Google  
Live Nation  
JP Morgan  
Massachusetts State House  
MassChallenge Inc.  
NBC Universal  
New England Aquarium  
Peace Corps  
White House  
World Wildlife Fund

## Graduate schools

### The top ten graduate schools attended by Wheaton students since 2005 are:

Harvard University  
Boston University  
Simmons College  
Northeastern University  
Lesley University  
Boston College  
Tufts University  
New York University  
University of Massachusetts Boston  
University of New England

## Six months after graduation, Wheaton alumni find many ways to spell success.

**68%**

Employed

**18%**

Graduate or professional school

**4%**

Fellowships (Fulbright, Watson, etc.)

**4%**

Internships

**4%**

Volunteer and national service (AmeriCorps, City Year, etc.)

Data based on a knowledge rate of 74% for the classes of 2014, 2015, and 2016



## The Wheaton Edge

*combines the guarantee of funding for internships with the high-quality educational program for which the college is known. The college invests nearly \$1.2 million each year to support student learning outside the classroom.*

## FAST FACTS

### Location

Wheaton's campus is located between two great cities—Boston and Providence are easily reachable via the MBTA commuter rail system.

### Academics

Wheaton College offers more than 100 majors and minors, plus the option to design an independent major.

### Students

The college currently enrolls approximately 1,650 students, representing nearly 40 states and more than 70 countries.

### Faculty

The college faculty comprises 137 full-time faculty members, ninety-two percent of whom hold the highest degree in their field. The student-faculty ratio is 10:1.

### Residential life

All students are guaranteed housing for all four years at Wheaton; 99 percent choose college housing to take full advantage of our vibrant campus life.

### Campus activities

The college offers more than 100 student-run clubs and organizations and the freedom for students to create new organizations to suit their interests.

### Dining

The college recently completed a top-to-bottom renovation of all the campus dining facilities and it introduced a new menu that emphasizes fresh, made-to-order meals as well as a wide variety of options.

### Athletics

The college fields 21 NCAA Division III athletic teams and offers club and intramural sports programs.